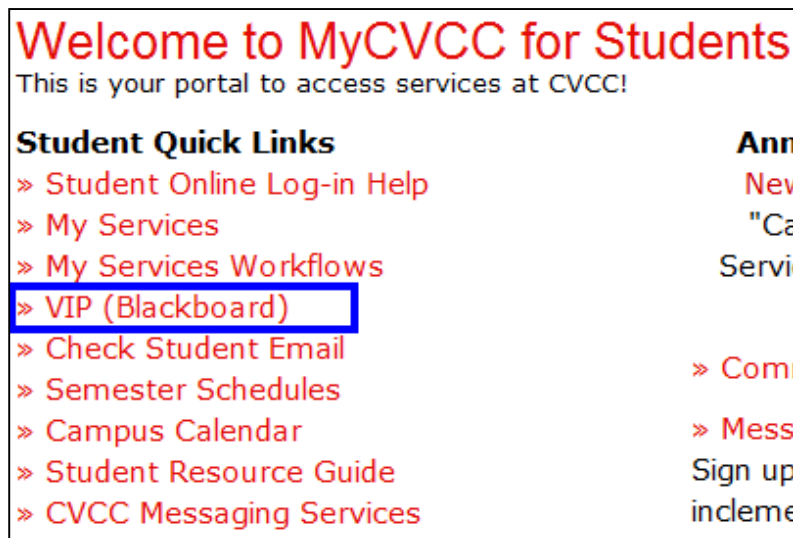
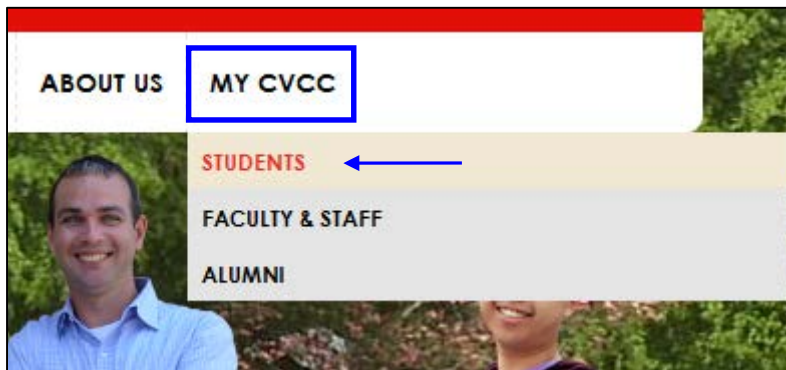


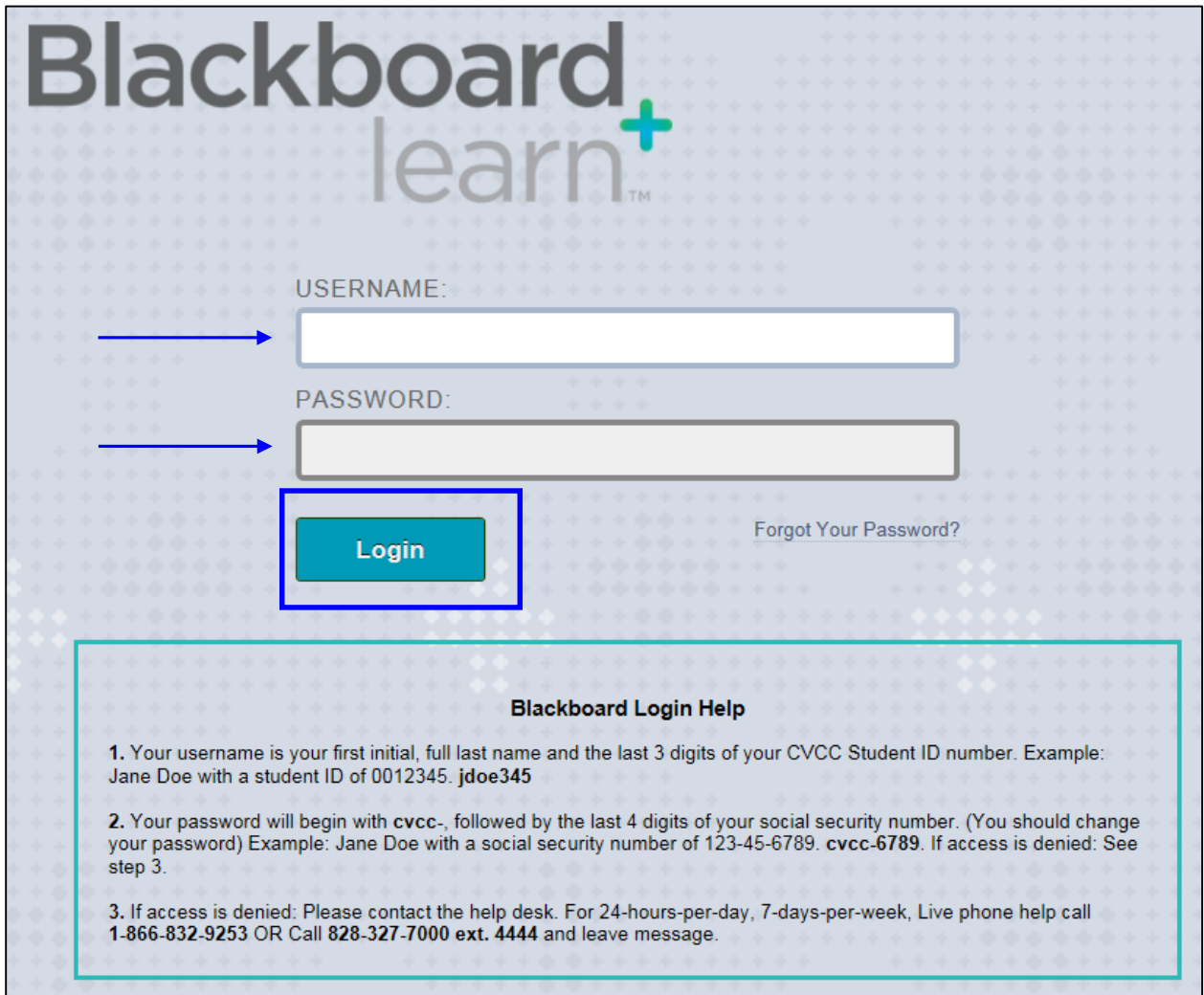
Navigating Blackboard

There are two easy ways to access Blackboard.

- One is to go directly to the website by typing <http://cvcc.blackboard.com> into the address line of your web browser.
- The other is to go to the school website: <http://www.cvcc.edu/>. Click on the “MY CVCC” at the top of the page, then “STUDENTS”, and then “VIP (Blackboard)”.



You will be directed to the log in page for Blackboard.
Enter in your Username and Password. Then click “**Login**”.
(The login instructions are on the page below the Login button.)



The image shows a screenshot of the Blackboard login page. At the top, the Blackboard logo is displayed with the word "learn" in a smaller font and a green plus sign to its right. Below the logo, there are two input fields: "USERNAME:" and "PASSWORD:". A blue arrow points to the username field, and another blue arrow points to the password field. Below the password field is a blue "Login" button, which is highlighted with a blue rectangular border. To the right of the "Login" button is a link that says "Forgot Your Password?". At the bottom of the page, there is a section titled "Blackboard Login Help" with three numbered instructions.

Blackboard learn⁺

USERNAME:
[Input Field]

PASSWORD:
[Input Field]

[Forgot Your Password?](#)

Login

Blackboard Login Help

1. Your username is your first initial, full last name and the last 3 digits of your CVCC Student ID number. Example: Jane Doe with a student ID of 0012345. **jdoe345**
2. Your password will begin with **cvcc-**, followed by the last 4 digits of your social security number. (You should change your password) Example: Jane Doe with a social security number of 123-45-6789. **cvcc-6789**. If access is denied: See step 3.
3. If access is denied: Please contact the help desk. For 24-hours-per-day, 7-days-per-week, Live phone help call **1-866-832-9253** OR Call **828-327-7000 ext. 4444** and leave message.

Be sure to check out the “CVCC Student Updates” and the links below “CVCC Student Video Tutorials”.

The screenshot shows the CVCC Blackboard homepage with several callout boxes. A blue arrow points from the 'CVCC Student Updates' header to a callout box at the bottom left. Another blue arrow points from the 'CVCC Student Video Tutorials' header to a callout box in the middle left. A third blue arrow points from the 'CVCC Bookmarks' header to a callout box on the right side.

Student Course Evaluations
Course Survey Link

CVCC Student Updates
ALERT: IMPORTANT NOTICE REGARDING FALL 2015 TUITION. More Information can be found [here](#).
ALERT: Internet Students MUST complete the Mandatory Course Entry Quiz located in each Internet class (Course sections 800 thru 824 only) by the Automatic Drop Date or they will be DROPPED and TUITION WILL NOT BE REIMBURSED.

CVCC Student Video Tutorials
Global Navigative & My Blackboard
How to Check Student Email
My Services Tour
How to Search for Classes
How to Register for Classes

CVCC Bookmarks
[Login Help \(Blackboard, My Services, Email\)](#)
[Library - Online Resources](#)
[Faculty E-mail](#)
[CVCC Crime Alert](#)
[Writing Center](#)
[CVCC Tutoring](#)
[CVCC Web Site](#)
[CVCC Maps](#)
[CVCC Student Services](#)
[CVCC General Catalogs](#)
[Course Planning/Registration Form](#)
[FAFSA on the Web](#)
[Scholarship Information](#)
[CVCC Bookstore](#)
[CVCC Testing Center](#)
[CVCC Peer Mentoring Program](#)
[Updated College Closing Information](#)
[Read and Write Gold Setup.zip](#)
[ReadWrite 11 Take Home For Download End User Instructions.pdf](#)
[Read and Write Gold TextHelp](#)

My Courses
Courses where you are: Student
16SP C++ Programming CSC-134-850 (CVCC)
Announcements:
> Thursday March 17, 2016
> Tuesday March 15, 2016
16SP Database Applications DBA-115-850 (CVCC)
16SP Hardware/Software Support CTS-120-100 (CVCC)
16SP Operating Systems Concepts NOS-110-800 (CVCC)
Announcements:
> Week 8: Chapter 7 - OS X on the Desktop
16SP Spreadsheet CTS-130-800 (CVCC)

My Organizations
You are not currently participating in any organizations.

Need Help with Blackboard?
A Blackboard Help Desk is available to Students and Faculty. This 24-hours-per-day, 7-days-per-week service is available to provide assistance to users who have questions about using Blackboard, the software used to create and operate Internet courses. **Online Blackboard Help Desk** Note: Course specific questions (such as those about assignments, tests, grades, and course content) should be directed to the instructor only.

Important Internet Course Information Concerning Orientation and Course Access
NOTE: Internet Students MUST complete the Mandatory Course Entry Quiz located under the "Getting Started" button in each Internet class by the Automatic Drop Date or you will be DROPPED. Tuition Refund Policy

CVCC Sexual Assault Awareness Training

Additional Information

Class Access

- Access to Internet classes is available on the class begin date.
- All students should access online classes as soon as possible on or after the class begin date.
- Instructions for logging into Blackboard are provided in the "Blackboard Login Help" section on the login page.

NOTE: If you are unable to access your coursework after the start date of class please contact your instructor or the CVCC Help Line at (828-327-7000 ext. 4444).

CVCC Student Video Tutorials

Global Navigative & My Blackboard
How to Check Student Email
My Services Tour
How to Search for Classes
How to Register for Classes

CVCC Student Updates

ALERT: IMPORTANT NOTICE REGARDING FALL 2015 TUITION. More Information can be found [here](#).

ALERT: Internet Students MUST complete the Mandatory Course Entry Quiz located in each Internet class (Course sections 800 thru 824 only) by the Automatic Drop Date or they will be DROPPED and TUITION WILL NOT BE REIMBURSED.

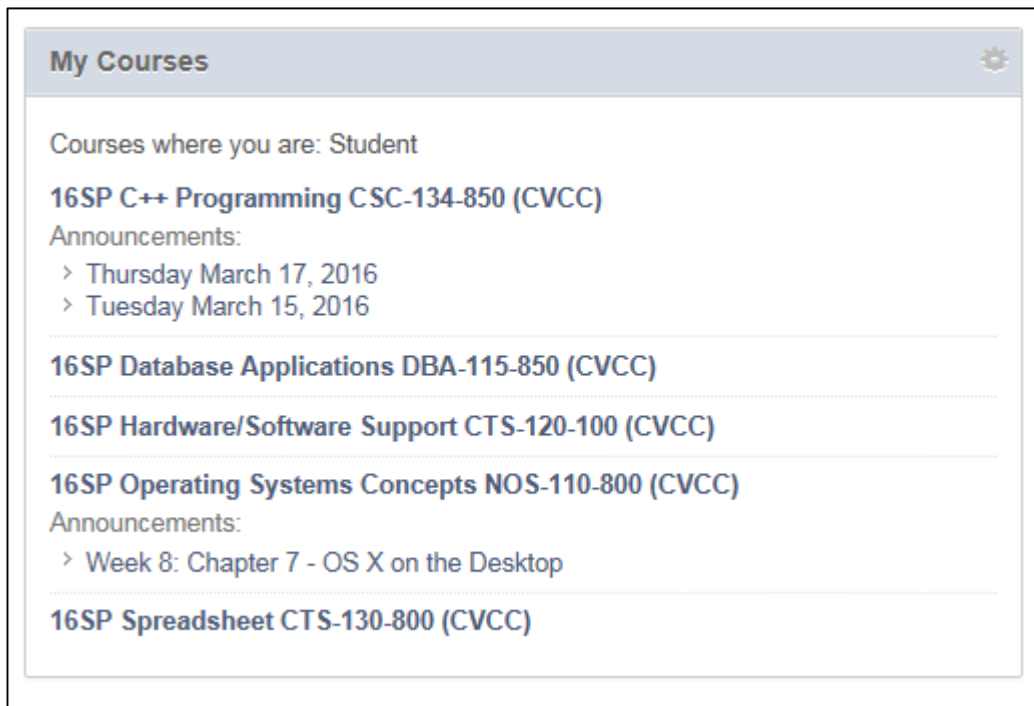
CVCC Bookmarks

[Login Help \(Blackboard, My Services, Email\)](#)
[Library - Online Resources](#)
[Faculty E-mail](#)
[CVCC Crime Alert](#)
[Writing Center](#)
[CVCC Tutoring](#)
[CVCC Web Site](#)
[CVCC Maps](#)
[CVCC Student Services](#)
[CVCC General Catalogs](#)
[Course Planning/Registration Form](#)
[FAFSA on the Web](#)
[Scholarship Information](#)
[CVCC Bookstore](#)
[CVCC Testing Center](#)
[CVCC Peer Mentoring Program](#)
[Updated College Closing Information](#)
[Read and Write Gold Setup.zip](#)
[ReadWrite 11 Take Home For Download End User Instructions.pdf](#)
[Read and Write Gold TextHelp](#)

When you login you will see two tabs at the top right of the page. You should be in the “My Courses” tab.



The list of courses you are taking will be in the center area. To access your course simply click on the course name.



Once you are in your course, be sure to navigate around to see where everything is. Make note of due dates and special requirements. Be sure you know where the assignments and tests are located. Familiarize yourself with the syllabus and know what your instructor’s expectations are.

IF YOU ARE NOT USING YOUR PERSONAL COMPUTER, PLEASE REMEMBER TO CLICK THE LOGOUT LINK AT THE TOP OF THE PAGE!!